



The Geek-A-Long

WEEK 20 OF 2019: THUNDERCATS



Option One: Recommended

BEST FOR A 24-SQUARE AFGHAN

Needles (If Knitting): US 7-4.5mm straight or circular

Hooks (If Crocheting): US7-4.5mm

Yarn: Lattes & Llamas [Fandom Yarn](#) in three sharply contrasting colors.

Gauge: 18 sts by 26 rows = 4 inches in double sided knitting | 18 sts = 4" in single crochet

Finished Knitted Square Size: 10" by 10" (blocked)

Option Two: Hard Mode

BEST FOR A 48-SQUARE FULL-SIZED BLANKET

Needles (If Knitting): US 4-3.5mm straight or circular

Hooks (If Crocheting): 4/E-3.5mm

Yarn: Lattes & Llamas [Geek-A-Long Yarn](#) in 'Palpatine' (MC) and 'Kamala Khan' (CC1).

Gauge: 21 sts by 27 rows = 4 inches in double sided knitting | 21 sts = 4" in single crochet

Finished Knitted Square Size: 8.5" by 8.5" (blocked)

Option Three: Nightmare

BEST FOR A 156-SQUARE KING-SIZED BLANKET

Needles (If Knitting): US 2-2.75mm straight or circular

Hooks (If Crocheting): C/2-2.75mm

Yarn: Lattes & Llamas [Adventure Yarn](#) or [Vacation Yarn](#) in three sharply contrasting colors.

Gauge: 12 sts by 17 rows = 2 inches in double sided knitting | 12 sts = 2" in single crochet

Finished Knitted Square Size: 7.5" by 7.5" (blocked)

Designer Notes

YARDAGE

The number of yards required to knit or crochet a Geek-A-Long blanket will vary depending on your gauge and yarn choice. Here is a handy math equation for you: Total yards used for one finished square multiplied by the number of squares equals the total yards needed to make your blanket. This calculation does not include the yarn needed to join the squares or edge blanket. For our 2014 blanket, knitted on Hard Mode, we used approximately 7,200 yards.

ASSEMBLY

There are numerous ways to turn your nerdy squares into a full-fledged Geek-A-Long blanket. In 2014, we developed [the LLJ](#), a beautiful joint that is not for the faint of heart, but is the most rewarding. In 2015, we used a [Double-Sided Join](#) that was a bit easier than the LLJ. In 2016 and 2017, we joined and edged our knitted squares using crochet. This is the simplest and easiest way, and you can find a comprehensive tutorial on the [Lattes & Llamas website](#).

TUTORIALS

Not sure about some of the techniques? Visit the [Tutorial section](#) on the Lattes & Llamas website.



Child's Play Charity

The Geek-A-Long (GAL) supports Child's Play Charity, which provides games and consoles to children in hospitals and domestic violence shelters. The sample blanket made by Lattes & Llamas is auctioned off at the annual Child's Play Charity gala in December each year. Additionally, GAL participants donate to CP Charity throughout the year via our [sanctioned widget](#). There is no required donation, but we encourage you to donate a few dollars in lieu of paying for this pattern. No donation is too small!

Instructions

KNITTING

Cast on 45 sts for each side of knitting (with two strands held together CO 45, for a total of 90 sts on needle).

Beginning on row 1 of Chart A, work rows back and forth, reading the chart from right to left on the Right Side (odd numbered rows) and left to right on the Wrong Side (even numbered rows). After row 57 bind off.

CROCHET

When changing from the working color to a new color, work the last stitch to be done in the working color until two loops remain on the hook. Draw new color through the two loops on hook. Continue to work the new color as normal.

Row 1 (right side): This row corresponds to row 1 of Chart B. Chain 45 with main color yarn (MC). Lay complementing color yarn (CC) across working yarn. Ch 1 in MC to trap the cc in the stitch, so that it's ready to be carried along the top of the row. With mc, sc in each sc across (unless the chart indicates a color change), working over the cc for a total of 45 sc.

Turn, ch 1, and continue working the color chart back and forth until complete, making sure to sc over non-working yarn.

© Lattes & Llamas

All rights reserved. You may not sell, redistribute, or publish this pattern. This pattern is for personal use only. However, if you wish to sell your Geek-A-Long blanket or an item made using this pattern for the benefit of Child's Play Charity, please follow the guidelines set forth by CP Charity to ensure that 100% of the proceeds go to CP Charity. If you use this color chart in one of your designs and wish to share it with others, it must be free and Lattes & Llamas must be given appropriate credit along with a link to our website and the [Child's Play Charity Widget](#).

ABBREVIATION KEY

*Please note that we use USA
crochet definitions.*

CO	cast on
ch	chain
cc	complementing color
mc	main color
sc	single crochet
st(s)	stitch(es)

COLOR CHART KEY




MC	
CC1	

Chart A


FOR KNITTING



If you enjoyed this free pattern, please consider donating to [Child's Play Charity](https://www.childsplaycharity.org/). You could help sick children in hospitals forget their troubles while reconnecting with their families through the power of play.

Chart B

FOR CROCHET



If you enjoyed this free pattern, please consider donating to [Child's Play Charity](https://www.childspain.org/). You could help sick children in hospitals forget their troubles while reconnecting with their families through the power of play.