


GEEK-A-LONG



## Week 31: Ant-Man

© 2017 Lattes & Llamas



**Needles (if knitting):** US 4 – 3.5mm straight or circular needles

**Hooks (if crocheting):** US 4/E – 3.5mm

**Yarn:** Lattes & Llamas Geek-A-Long Yarn in “Invisible Jet” (mc) and “Bottle City” (cc).

**Gauge:** 10.5 sts x 13.5 rows = 2” in double sided knitting

**Finished size:** 8.5” x 8.5”

### Knitting Instructions

Cast on 45 sts for each side of knitting (with two strands held together CO 45, for a total of 90 sts on needle).

Beginning on row 1 of Chart A, work rows back and forth reading the chart from right to left on the Right Side (odd numbered rows) and left to right on the Wrong Side (even numbered rows). After row 57 cast off.

### Crochet Instructions:

Chain 45 with main color (mc). Lay complementing color yarn (cc) across working yarn. Ch 1 in mc to trap the cc in the stitch, so that it’s ready to be carried along the top of the row.


Row 1 (right side): This row corresponds to row 1 of Chart B. With mc, sc in each ch across, working over the cc. = 45 sc

Turn, ch 1, and continue working the color chart back and forth until complete, making sure to sc over non-working yarn.

**Note:** When changing from the working color to a new color, work the last stitch to be done in the working color until two loops remain on the hook. Draw new color through the two loops on hook. Continue to work the new color as normal.

# Chart A


This chart is for our knitters.



If you enjoyed this free pattern, please consider donating to [Child's Play Charity](#). Every dollar helps to provide video games to sick children in hospitals.

# Chart B

This chart is for our crochet and cross stitch peeps.



If you enjoyed this free pattern, please consider donating to [Child's Play Charity](#). Every dollar helps to provide video games to sick children in hospitals.